

## NECS Clinical Systems Specialist Team

# SystemOne Viewing and Re-starting Medications from the Deduction-Ended Repeats

## Deduction-ended Repeats

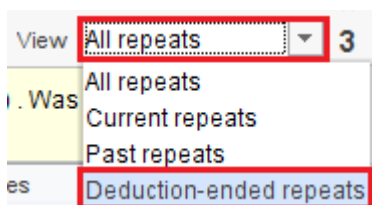
When a patient is deducted within SystemOne, any **Current Repeat Templates** are ended and moved into Deduction-ended Repeats. These medications can be viewed and if required re-started.

## Viewing the ended repeat medications

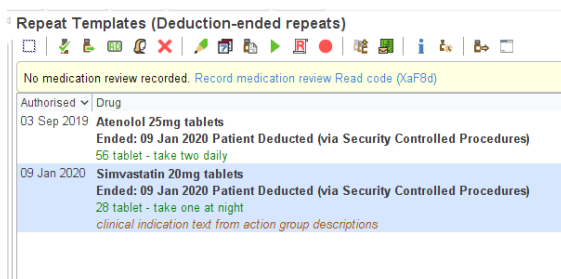
1. Retrieve the patient record and click **Repeat Templates** from the clinical tree



2. Select **Deduction-ended repeats** from the View menu at the top right of the screen



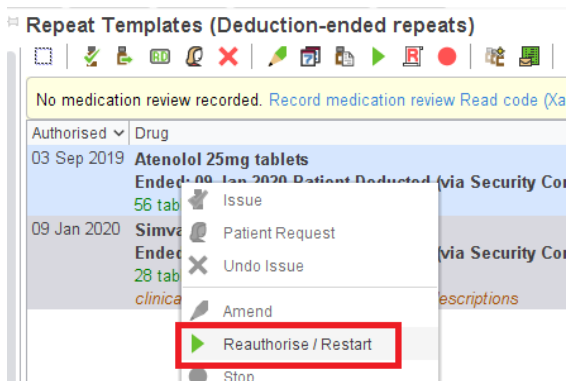
3. The patient's repeat medication that were ended due to being deducted at the previous practice are listed



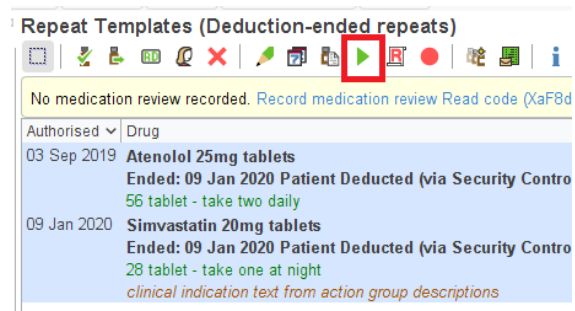
## Restarting the medications

1. **Reauthorise / restart** medication using one of the following options:

a. Right click and select **Reauthorise / Restart** on an individual repeat template



b. Click the **Select all** button to highlight all medication and click **Reauthorise / Restart** from the toolbar



2. Reauthorise the medications as required, if necessary set and synchronise the max issues or review date and mark a medication has been performed.



3. Click **Ok** when done

4. **Save** the patient record